



Cali Vinyl® Pro Mute Step Flooring



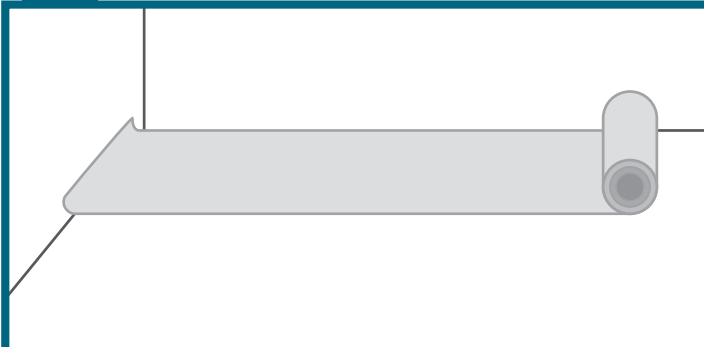
P.A.C.E. Pre-Installation Checklist(s)

(844) 293-6060
Distributed by Bamboo-Design.ca

CALI VINYL PRO MUTE STEP Floating Click-Lock Luxury Vinyl Plank Installation

Before you begin installation, remember to P.A.C.E. yourself with the checklist below. Full installation instructions and maintenance guidelines can also be found online at www.Bamboo-Design.ca

PACE PREPARE THE SUBFLOOR



Use 6mil Plastic on Concrete



Make sure the subfloor is flat, level, clean and free of debris. New concrete must be cured for at least 60 days. Test the subfloor moisture prior to installation and apply an appropriate moisture barrier such as 6mil Plastic on concrete subfloors or Silicon Vapor Shield on plywood.

PACE ACCLIMATE FLOORING



No Acclimation Needed.

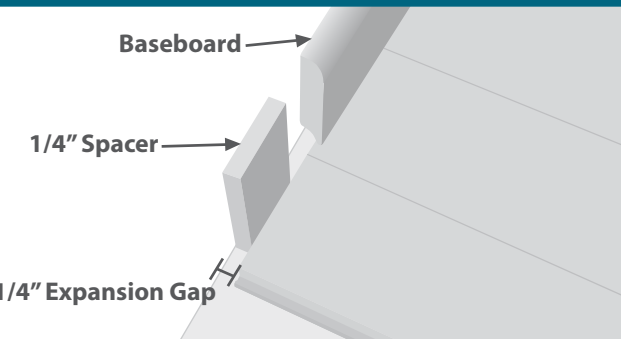
PACE CONTROL ENVIRONMENT



**-30°C to 60°C
(-25 -140°F)**

Vinyl flooring can be used in areas ranging from -30°C to 60°C (25°F to 140°F).

PACE EXPANSION GAPS



Baseboard

1/4" Spacer

1/4" Expansion Gap

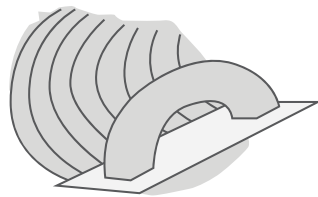
Leave at least 1/4" expansion spaces between flooring and ALL vertical objects (walls, cabinets, pipes, etc.) Large flooring runs may require additional expansion space. Undercut door jambs and casings to provide adequate expansion space. Bamboo Design does not recommend screwing or nailing cabinetry or other permanent fixtures to the flooring.



CALI VINYL PRO MUTE STEP Glue Down Luxury Vinyl Plank Installation

Before you begin installation, remember to P.A.C.E. yourself with the checklist below. Full installation instructions and maintenance guidelines can also be found online at www.Bamboo-Design.ca

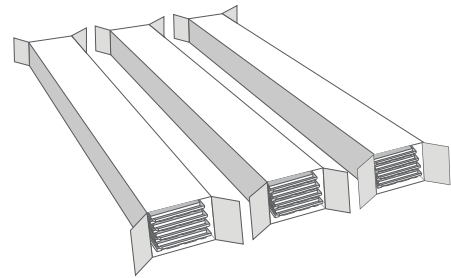
PACE PREPARE THE SUBFLOOR



Required Adhesive will act as Moisture Barrier

Make sure the subfloor is flat, level, clean and free of debris. New concrete must be cured for at least 60 days. Test the subfloor moisture prior to installation and apply an appropriate moisture barrier on concrete subfloors or a vapor barrier on plywood. (Required adhesive will act as moisture/vapor barrier.)

PACE ACCLIMATE FLOORING



No Acclimation Needed.

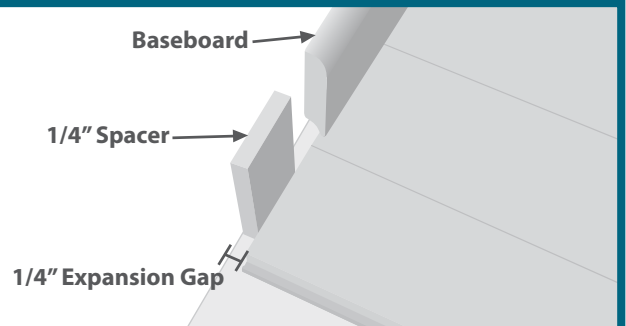
PACE CONTROL ENVIRONMENT



 **-30°C to 60°C**
(-25 -140°F)

Vinyl flooring can be used in areas ranging from -30°C to 60°C (25°F to 140°F).

PACE EXPANSION GAPS



Leave at least 1/4" expansion spaces between flooring and ALL vertical objects (walls, cabinets, pipes, etc.) Large flooring runs may require additional expansion space. Undercut door jambs and casings to provide adequate expansion space. Bamboo Design does not recommend screwing or nailing cabinetry or other permanent fixtures to the flooring.

